

WATER LEVELS STATUS REPORT

THROUGH JULY 9, 2024



PRECIPITATION *measured at CWD office in Winthrop:*

January 2024	5.41 inches
February	0.74
March	10.50
April	4.14
May	3.78
June	3.62
Total 2024 through June = 28.19 inches	

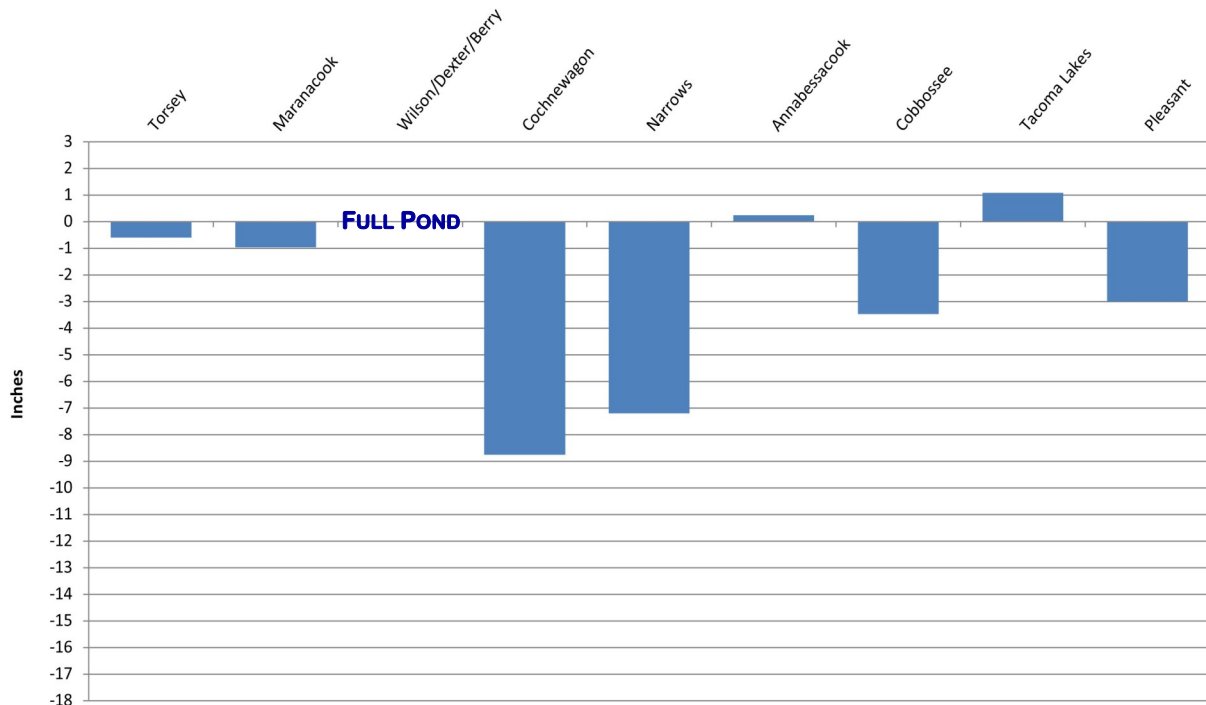
The first half of 2024 has been slightly above normal in precipitation. January was 2 inches above average, February was 2 inches below average, then March precipitation at CWD in Winthrop was the highest amount recorded for the month of March in the 49 years we have been measuring. Monthly totals since then have been basically average.

Lake Levels

The summer water level management goal is to start with a full pond on June 1st and minimize water loss throughout the summer that will happen naturally from reduced inflow and increased evaporation.


We are 5 ½ weeks into summer and the levels are looking quite satisfactory, mostly at or near full pond. The Tacoma Lakes are one inch above full. At full pond are: the Berry-Dexter-Wilson Ponds, Torsey Pond, and Annabessacook Lake. The other lakes are only a few inches below full, except for Cochnewagon Lake which is 9 inches below full. The gate is closed at the Cochnewagon Lake Dam and the level has come up recently.

CWD Lake Levels July 7-9, 2024 as inches above or below full pond



Recent lake levels and MINIMUM AND MAXIMUM SUMMER water level STANDARDS (*feet above sea level NGVD29*)


LAKE	RECENT LEVEL	SUMMER MINI-MUM	SUMMER MAXI-MUM	WATER LEVEL STATUS	DAM STATUS
ANNABESSACOOK LAKE	170.22 7/8/24	168.7	170.35	Within summer standards. Water at top of spillway, which is at full pond.	1 board remains out. Flow est. 22 cfs.
COBBOSSEE LAKE	167.01 7/8	166.1	167.6	Within summer standards. 3 inches below full pond.	1 gate open 1 foot. Outflow est. 67 cfs.
COCHNEWAGON LAKE	270.17 7/8	269.4	271.0	Within summer standards. 9 inches below full pond.	Gate closed.
MARANACOOK LAKE	211.42 7/8	210.0	212.0	Within summer standards. 1 inch below revised full pond.	Gate open, outflow 15 cfs.
NARROWS PONDS	171.40 7/8	170.5	172.0	Within summer standards. 7 inches below full pond.	none
PLEASANT POND <i>and Cobbossee Stream</i>	134.75 7/9	134.0	135.0	Within summer standards. 3 inches below full pond.	2 gates open total 1.5 feet. Top row of spillway boards is off. Outflow = 91 cfs.
TORSEY POND	262.95 7/7	262.0	263.5	Within summer standards. At revised/interim full pond.	One gate open 2 inches.
WILSON POND <i>and Dexter & Berry Ponds</i>	241.50 7/8	240.2	241.7	Within summer standards. At full pond.	0 boards out.
WOODBURY POND /Tacoma Lakes *Not feet above sea level.	7.59* 7/8	none	none	TLA goal is summer max 7.5	Closed.



7/9/2024



Annabessacook Lake Dam watch June 2024



Cobbossee Lake Dam outflow May 2024